





The Tartan Rug of Health Indicators

The 2013 Health Profiles data published by Public Health England has been used for this snapshot. These profiles have been published since 2006 and provide information for a number of indicators for each Local Authority area of England. Notes to the Tartan Rug are in Appendix 1.

The data produced by Public Health England provides a comparison to the average for England. However as Hertfordshire is either better than or at least as good as all of these indicators, to provide more locally relevant information, the data for each District/Borough Council area has been compared with Hertfordshire as a whole. The results are summarised in the “Tartan Rug” table below. As well as information for the County Council area and the 10 District/Borough Council areas, the average for England is also included as well as information for the best performing area in England. The years to which this data relates is also provided.

The Tartan Rug uses the following colour coding key:

Significantly better than Hertfordshire average		Green
Not significantly different from Hertfordshire average		Amber
Significantly worse than Hertfordshire average		Red
No significance can be calculated		White

By doing this the overall picture becomes clearer about how each of our areas is faring.

Health Challenges for Hertfordshire

Health Profiles 2013 indicators (please refer to the Indicator Notes at the end of this document for definitions of profile indicators)	CCG	East & North CCG*					Herts Valleys CCG*					Date: 23/10/2013			
	Measure	Broxbourne	East Hertfordshire	North Hertfordshire	Stevenage	Welwyn Hatfield	Dacorum	Hertsmere	St Albans	Three Rivers	Watford	Hertfordshire	England best	England average	Year to which data relates
1 Deprivation	%	2.4	0.0	1.3	2.2	1.5	0.0	1.6	0.0	1.9	0.0	1.0	0.0	20.3	2010
2 Proportion of children in poverty	%	19.6	9.4	13.0	20.6	16.2	15.0	14.3	9.2	12.0	15.5	14.0	6.2	21.1	2010
3 Statutory homelessness	per 1,000	3.3	0.7	1.8	1.4	2.3	1.7	2.0	1.3	2.1	4.3	2.0	0.0	2.3	2011/12
4 GCSE achieved (5A*-C inc. Eng & Maths)	%	60.7	70.5	67.0	49.1	56.8	60.1	65.5	71.3	78.3	79.7	65.8	81.0	59.0	2011/12
5 Violent crime	per 1,000	12.3	8.1	9.5	17.4	11.1	8.3	8.5	7.4	5.2	15.4	9.9	4.2	13.6	2011/12
6 Long term unemployment	per 1,000	7.8	3.9	5.3	11.2	5.3	5.2	4.9	3.4	3.6	6.5	5.5	1.2	9.5	2012
7 Smoking in pregnancy	%	All districts were the same in Health Profiles 2013: 9.8%										9.8	2.9	13.3	2011/12
8 Starting breast feeding	%	All districts were the same in Health Profiles 2013: 76.6%										76.6	96.0	74.8	2011/12
9 Obese children (Year 6)	%	17.8	11.3	13.1	16.4	17.2	13.6	12.8	10.3	15.0	19.1	14.1	10.3	19.2	2011/12
10 Alcohol specific hospital stays (under 18)	per 100,000	44.1	19.1	16.9	16.1	32.3	57.0	22.2	20.6	18.4	29.1	28.0	12.5	61.8	2007/8-2009/10 (pooled)
11 Teenage pregnancy (under 18)	per 1,000	31.0	17.9	20.9	34.1	30.1	23.8	17.8	15.5	19.7	22.9	22.7	11.7	34.0	2009/11
12 Adults smoking	%	21.5	13.9	16.7	27.6	23.6	18.7	19.4	19.0	22.3	16.6	19.4	8.2	20.0	2011/12
13 Increasing and higher risk drinking	%	22.1	23.7	23.2	22.7	23.1	23.0	21.8	23.8	22.3	22.5	22.9	15.7	22.3	2008/9
14 Healthy eating adults	%	27.2	34.7	33.2	27.2	32.1	32.7	32.9	36.8	34.2	32.2	32.7	47.8	28.7	2006/8
15 Physically active adults	%	55.4	59.1	56.6	52.6	52.8	58.1	56.1	65.8	64.7	58.9	58.2	68.5	56.0	2012
16 Obese adults	%	26.4	21.4	22.3	26.0	20.6	22.5	22.3	17.3	18.6	17.3	21.4	13.9	24.2	2006/8
17 Incidence of malignant melanoma	per 100,000	12.4	17.9	16.8	16.4	14.5	15.7	10.0	15.2	15.4	9.6	14.7	3.2	14.5	2008/10
18 Hospital stays for self-harm	per 100,000	101.2	84.6	146.8	128.5	105.0	109.9	143.7	78.5	117.8	9	110.2	51.2	207.9	2011/12

Health Challenges for Hertfordshire

Health Profiles 2013 indicators (please refer to the Indicator Notes at the end of this document for definitions of profile indicators)	CCG	East & North CCG*					Herts Valleys CCG*					Date: 23/10/2013			
	Measure	Broxbourne	East Hertfordshire	North Hertfordshire	Stevenage	Welwyn Hatfield	Dacorum	Hertsmeire	St Albans	Three Rivers	Watford	Hertfordshire	England best	England average	Year to which data relates
19 Hospital stays for alcohol related harm	per 100,000	1653	1364	1445	1470	1292	1314	1551	1219	1374	1576	1402	910	1895	2010/11
20 Drug misuse	per 1,000	4.3	5.3	4.8	8.3	5.9	4.1	4.6	4.1	2.5	8.7	5.2	0.8	8.6	2010/11
21 People diagnosed with diabetes	%	5.8	4.4	5.3	5.3	4.8	4.6	5.1	4.0	4.9	5.1	4.9	3.4	5.8	2011/12
22 New cases of tuberculosis	per 100,000	4.8	2.4	7.7	13.0	13.4	5.6	12.3	7.2	6.4	20.2	8.7	0.0	15.4	2009/11
23 Acute sexually transmitted infections	per 100,000	542	558	528	1128	635	1005	584	629	655	957	713	162	804	2012
24 Hip fracture in 65s and over	per 100,000	342	481	454	542	380	420	417	387	409	538	431	327	457	2011/12
25 Excess winter deaths	ratio	17.3	24.9	21.4	16.1	22.6	18.6	18.9	13.1	17.1	22.6	19.4	-0.4	19.1	Aug 08 - Jul 11
26 Life expectancy - male	years	80.8	80.8	80.1	79.1	79.5	80.6	80.0	81.3	80.2	79.2	80.2	83.0	78.9	2009/11
27 Life expectancy - female	years	85.1	84.4	82.6	82.8	83.6	84.3	83.6	84.6	84.7	82.5	83.8	86.4	82.9	2009/11
28 Infant deaths	per 1,000	1.9	2.4	3.1	6.4	4.3	3.2	3.9	3.1	3.2	3.9	3.5	1.1	4.3	2009/11
29 Smoking related deaths	per 100,000	175	155	173	227	193	175	171	157	180	188	176	122	201	2009/11
30 Early deaths: heart disease & stroke	per 100,000	53.6	44.1	54.4	58.0	61.9	49.1	48.8	47.2	49.2	58.7	51.8	29.2	60.9	2009/11
31 Early deaths: cancer	per 100,000	97.6	89.2	101.0	108.5	105.7	96.3	98.6	94.3	92.3	100.8	97.7	77.7	108.1	2009/11
32 Road injuries and deaths	per 100,000	29.7	30.2	36.2	32.1	36.8	32.7	49.0	43.2	36.9	24.8	35.4	13.1	41.9	2009/11

Significantly better than Hertfordshire average

Not significantly different from Hertfordshire average

Significantly worse than Hertfordshire average

Health Challenges for Hertfordshire

No significance can be calculated

pop. = population

*; Relevant CCG: Both East & North CCG and Herts Valleys CCG are based around localities rather than districts.

Compiled by Central Eastern Commissioning Support Unit

Source: APHO and Public Health England